IEC IECEE CB SCHEME

Ref. Certif. No.

JPTUV-021895

IEC SYSTEM FOR MUTUAL RECOGNITION OF TEST CERTIFICATES FOR ELECTRICAL EQUIPMENT (IECEE) CB SCHEME

SYSTEME CEI D'ACCEPTATION MUTUELLE DE CERTIFICATS D'ESSAIS DES EQUIPEMENTS ELECTRIQUES (IECEE) METHODE OC

CB TEST CERTIFICATE
CERTIFICAT D'ESSAI OC

Product Produit	High Speed Color Scanner
Name and address of the applicant Nom et adresse du demandeur	Panasonic Communications Co.,Ltd. 1471 Murata-machi Tosu-shi, Saga, 841-8501 JAPAN
Name and address of the manufacturer Nom et adresse du fabricant	Panasonic Communications Co., Ltd. 4-1-62 Minoshima, Hakata-ku Fukuoka-shi, Fukuoka, 812-8531 JAPAN
Name and address of the factory Nom et adresse de l'usine	Panasonic Communications Co.,Ltd. 1471 Murata-machi Tosu-shi, Saga, 841-8501 JAPAN
Rating and principal characteristics Valeurs nominales et caractéristiques principales	AC 220-240V; 50/60Hz: 0.6A; Class I
Trade mark (if any) Marque de fabrique (si elle existe)	Xerox
Model/type Ref. Ref. de type	Xerox DocuMate 765 Accessories : refer to the test report
Additional information (if necessary) Information complémentaire (si nécessaire)	
A sample of the product was tested and found to be in conformity with Un échantillon de ce produit a été essayé et a été considéré conforme à la	IEC 60950-1:2001 inclusive CENELEC Common Modifications National differences see test report
As shown in the Test Report Ref. No.which forms part of this Certificate Comme indiqué dans le Rapport d'essais numéro de référence qui constitue une partie de ce Certificat	12700608 003

This CB Test Certificate is issued by the National Certification Body
Ce Certificat d'essai OC est établi par l'Organisme National de Certification

TÜVRheinland®

TÜV Rheinland Japan Ltd.
Global Technology Assessment Center
4-25-2 Kita-Yamata, Tsuzuki-ku
Yokohama 224-0021 Japan
Phone + 81 45 914-3888
Fax + 81 45 914-3354
Mail: info@jpn.tuv.com
Web: www.tuv.com

Date: 21.02.2008

Signature: Dipl.-Ing. M. Geiser

TÜVRheinland®

CB TEST REPORT

12700608 003

for

High Speed Color Scanner

1) KV-S7065C and KV-S7065CCN 2) 3200-EU, 3200-US
3) 3600-EU, 3600FDX, 3600-US 4) Xerox DocuMate 765

Panasonic Communications Co., Ltd.

This documentation consists of **11** pages (excluding this cover page).

TEST REPORT

IEC 60950-1, First Edition

Information technology equipment – Safety – Part 1: General requirements

Report reference No	12700608 003
Tested by (printed name and signature)	M. Teng
Approved by (printed name and signature)	M. Ide
Date of issue	2008.02.18
Testing Laboratory Name	TÜV Rheinland Japan Ltd., Osaka Laboratory
Address	Wakasugi Center Bldg., Honkan 16F, 9-1, Higashi Tenma 2-chome, Kita-ku, Osaka-shi, 530-0044, Japan
Testing location	CBTL☒ CCATL ☐ SMT ☐ TMP ☐
Address	(as above)
Applicant's Name	Panasonic Communications Co., Ltd.
Address	1471 Murata-machi, Tosu-shi, Saga 841-8501, Japan
Test specification	
Standard.....	IEC 60950-1:2001 (1st edition) EN 60950-1:2001 + A11:2004
Test procedure	CB–scheme
Non-standard test method	N.A.
Test Report Form No.....	IECEN60950_1B
TRF originator	SGS Fimko Ltd
Master TRF	dated 2003-03

Copyright © 2002 IEC System for Conformity Testing and Certification of Electrical Equipment (IECEE), Geneva, Switzerland. All rights reserved.

This publication may be reproduced in whole or in part for non-commercial purposes as long as the IECEE is acknowledged as copyright owner and source of the material. IECEE takes no responsibility for and will not assume liability for damages resulting from the reader's interpretation of the reproduced material due to its placement and context.

Test item description	High Speed Color Scanner
Trademark	1) Panasonic, 2) & 3) Bowe Bell + Howell, **4) Xerox**
Manufacturer	**Panasonic Communications Co., Ltd.** **4-1-62 Minoshima, Hakata-ku, Fukuoka-shi 812-8531 Japan**
Model and/or type reference	1) KV-S7065C and KV-S7065CCN 2) 3200-EU, 3200-US 3) 3600-EU, 3600FDX, 3600-US **4) Xerox DocuMate 765**
Serial number	Production sample without serial number
Rating(s).....	AC 220-240V, 50 / 60Hz: 1) & 2) 0.7A, 3) & **4)** 0.6A

Copy of marking plate:



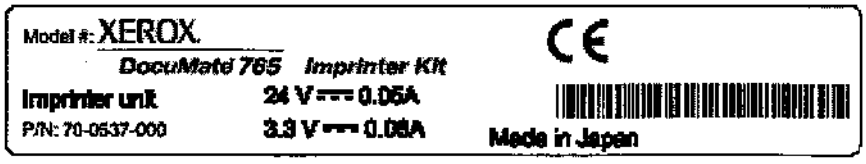

Summary of testing:

Ttests were conducted on model "**Xerox DocuMate 765**".

To confirm the continued compliance with the standard, the following tests were performed:

(see Description of Changes)

Testing		Comments
Clause	Test description	
1.2.12	Flammability	Flammability class material tested according to IEC60695-11-10.
1.6.2	Input current	–
2.5	Limited Power Source	–

Particulars: test item vs. test requirements

Equipment mobility ..... :	stationary
Operating condition ..... :	continuous
Mains supply tolerance (%) ..... :	±10%
Tested for IT power systems ..... :	Considered for Norway
IT testing, phase-phase voltage (V) :	230V
Class of equipment ..... :	Class I
Mass of equipment (kg)..... :	Approx. 27kg
Protection against ingress of water ..... :	Not rated, indoor use only

Test case verdicts

Test case does not apply to the test object :	N/A
Test item does meet the requirement ..... :	P(ass)
Test item does not meet the requirement .. :	F(ail)

Testing

Date of receipt of test item ..... :	2008.02.05
Date(s) of performance of test ..... :	2008.02.12 – 2008.02.13

General remarks

"This report is not valid as a CB Test Report unless appended by an approved CB Testing Laboratory and appended to a CB Test Certificate issued by an NCB in accordance with IECEE 02".

The test result presented in this report relate only to the object(s) tested.
This report shall not be reproduced, except in full, without the written approval of the issuing testing laboratory.
"(see Enclosure #)" refers to additional information appended to the report.
"(see appended table)" refers to a table appended to the report.

Throughout this report a point is used as the decimal separator.

Comments:

Summary of compliance with National Differences (for explanation of codes see below):

Group Differences and
AR, AT, AU, BE, CH, DE, DK, FI, FR, GB, GR, HU, IL, IN, IT, KR, MY, NL, NO, PL, SE, SG, SI

AR=Argentina, AT=Austria, AU=Australia, BE=Belgium, CA=Canada, CH=Switzerland, CN=China, DE=Germany, DK=Denmark, FI=Finland, FR=France, GB=United Kingdom, GR=Greece, HU=Hungary, IL=Israel, IN=India, IT=Italy, JP=Japan, KE=Kenya, KR=Korea, MY=Malaysia, NL=The Netherlands, NO=Norway, PL=Poland, SE=Sweden, SG=Singapore, SI=Slovenia, SK=Slovakia, US=United States of America.

Changes of Manufacturer:

Panasonic Communications Co., Ltd.
4-1-62 Minishima Hakata-ku Fukuoka-shi, 812-8531 Japan

Changes of Factory(ies):

(not changed)

History of amendments and modifications:

Ref. No. 12700608 001, dated 2005.11.28 (original test report)
Ref. No. 12700608 002, dated 2006.05.01 (amendment)

General product information:

Description of change(s):

1. Additional OEM model: Xerox DocuMate 765
   This model is identical to the previously certified model except as bold letter listed in table below.
   Due to additional new OEM model the critical components list has been revised accordingly.

Model: / Items:	Previously certified models			**New model**
	KV-S7065C KV-S7065CCN	3200-EU 3200-US	3600-EU 3600-US 3600FDX	**Xerox DocuMate 765**
Brand Name:	Panasonic	Bowe Bell + Howell		**Xerox**
Optional Imprinter:	KV-SS014	0123030		**Xerox DocuMate 765 Imprinter Kit**
Scanner Type:	Duplex ADF & Flat-Bed		Duplex ADF	
Interface:	USB & SCSI		USB	
LCD Panel:	**Provided (option)**	Not provided		**Provided**
Enclosure color:	Ivory			**Silver and Gray**

2. LCD panel (option) was added to the models: KV-S7065C KV-S7065CCN.
3. Addition painted color with Silver and Gray on main plastic enclosure.
4. Addition of two alternate source of Surge Absorber. For tehnical data, see appended table 1.5.1.
   - type V14471U of Matsushita
   - type TND14V-471K of Nippon Chemi-con
5. The primary circuit traces of SWPS board has been slightly modified to due addition of resister (R837) and capacitor (C827) as a option components. This modification dose not affect safety clearance/creepage distance between primary → secondary/Gnd. circuits and fault condition tests.

6. Correction of typing errors.
   Feed Motor: PK266-02-C131 → **PK266-02A-C131** of Oriental Motor Co., Ltd.
7. Change of Manufacturer:
   From: Panasonic Communications Co,., Ltd.
   1471 Murata-machi, Tosu-shi, Saga 841-8501, Japan

   To: Panasonic Communications Co., Ltd.
   4-1-62 Minishima Hakata-ku Fukuoka-shi, 812-8531 Japan

For the above described change(s) the following was considered to be necessary:

Change	Testing		Comments
	Clause	Test description	
1, 2	1.6.2	Input current	(see appended table 1.6)
	2.5	Limited Power Source	Due to addition of LCD panel, main control board has been modified accordingly. (see appended table 2.5)
3	1.2.12	Flammability	Flammability class material tested according to IEC60695-11-10.

Note: Other tests considered not necessary.

IEC 60950-1			
Clause	Requirement – Test	Result - Remark	Verdict

1.5.1	TABLE: list of critical components				P
object/part No.	manufacturer/ trademark	type/model	technical data	standard	mark(s) of conformity[1])
AC Inlet	Echo Electric Co., Ltd.	AC-P06	AC 250V, 10A	IEC/EN 60320	VDE
Power Switch (for KV-S7065C / CCN, 3200-EU / US	Echo Electric Co., Ltd.	SJ	AC 250V, 10A	IEC/EN 61058-1/A1	SEMKO
Power Switch (for 3600-EU / -US / FDX / **Xerox Documate 765**)	Matsushita Electric Comp. Co., Ltd.	ESB92D18B	AC 250V, 4A	IEC/EN 61058-1	NEMKO VDE SEMKO
On SWPS board:					
Connector (CN801)	J.S.T. Mfg. Co., Ltd.	VH Series	AC 250V, 7A	IEC/EN 61984	TÜV-R
Fuse (F801)	Littelfuse Ltd.	215	AC250V, T4AH	IEC/EN 60127-2 BS EN 60127-2	VDE BSI
alternate	Sky Gate Co., Ltd.	SG5013	AC250V, T4AH	IEC/EN 60127-2/A1	SEMKO VDE
alternate	SOC Corporation	HT	AC250V, T4AH	IEC/EN 60127-2 BS EN 60127-2	SEMKO BSI
Surge Absorber (ZNR801)	Ohizumi Mfg Co., Ltd.	470NS	AC 300V	—	UL
alternate	Fuji Electric Co., Ltd.	ENC471D	AC 300V	—	UL
alternate	**Matsushita**	**V14471U**	**AC 300V**	—	**UL**
alternate	**Nippon Chemi-con**	**TND14V-471K**	**AC 300V**	—	**UL**
X-Capacitor (C801, C802)	Matsushita Electric Ind. Co., Ltd.	ECQUL (X2-type)	AC275V, Max. 0.68uF	IEC/EN 132400 IEC/EN 60384-14	VDE
alternate	Okaya Electric Ind. Co., Ltd.	PA (X2-type)	AC275V, Max. 0.68uF	IEC/EN 132400 IEC/EN 60384-14	VDE
alternate	Okaya Electric Ind. Co., Ltd.	XE (X2-type)	AC275V, Max. 0.68uF	IEC/EN 132400 IEC/EN 60384-14	VDE
Inductor (L801, L802)	Matsushita Electric Co., Ltd.	ELF18D850C	Winding resist.: Max. 0.097Ω Insul. class E Bobbin: PBT	—	—
Bleeder Resistor (R801)	Various	Carbon type	0.5W, 680kΩmax.	—	—
Y-Capacitor (C803, C804)	Murata MFG. Co., Ltd.	KH (Y2-type)	AC250V, Max 2200pF	IEC/EN 132 400 IEC/EN 60384-14	VDE
alternate	Matsushita Electric Ind. Co., Ltd.	TS (Y2-type)	AC250V, Max 2200pF	IEC/EN 132400 IEC/EN 60384-14	VDE
Optoisolator (IC803, IC804, IC805)	Toshiba Corp.	TLP421F (D4)	Isolation Voltage 5000Vrms	IEC/EN 60950 IEC/EN 60747-5-2	TUV-R FIMKO

IEC 60950-1			
Clause	Requirement – Test	Result - Remark	Verdict

1.5.1	TABLE: list of critical components				P
object/part No.	manufacturer/ trademark	type/model	technical data	standard	mark(s) of conformity[1])
Y-Capacitor (C808)	Murata MFG. co., Ltd.	KH (Y2-type)	AC250V, Max 4700pF	IEC/EN 132 400 IEC/EN 60384-14	VDE
alternate	Matsushita Electric Ind. Co., Ltd.	TS (Y2-type)	AC250V, Max 4700pF	IEC/EN 132400 IEC/EN 60384-14	VDE
Electrolytic Capacitor (C807)	Diverse manufacturers	Various	450V, max. 220uF	–	Tested inside unit
Transformer (T801)	Toho zinc Co., Ltd.	THA0500B	Winding resist.: 3-2: Ø0.23mm 20T 4-3: Ø0.23mm 26T 8-6: Ø0.20mm 8T 8-7: Ø0.20mm 5T 11/12-14/15: Ø0.18mm 8T Insul. class A Bobbin: Phenol	–	Tested inside unit
Secondary Fuse (F841)	Littelfuse Ltd.	215	AC250V, T6.3AH	IEC/EN 60127-2 BS EN 60127-2	BSI VDE
alternate	Sky Gate Co., Ltd.	SG5013	AC250V, T6.3AH	IEC/EN 60127-2/A1	SEMKO VDE
alternate	SOC Corp.	HT	AC250V, T6.3AH	IEC/EN 60127-2/A1 BS EN 60127-2	SEMKO BSI
Motors					
Conveyor Motor (Stepping Motor)	Oriental motor Co., Ltd.	PV267-02B-C1	4.8Vdc, 2A/phase winding: 2.4Ω±10%/ phase Insul. class B	–	Tested inside unit
Feed Motor (Stepping Motor)	Oriental Motor Co., Ltd.	**PK266-02A-C131**	3.6Vdc, 2A/phase winding: 1.8Ω±10%/ phase Insul. class B	–	Tested inside unit
Carriage Motor (Stepping Motor, **KV-S7065C/CCN, 3200-EU/US)**	Sanyo Denki Co., Ltd.	103H5210-0414	4Vdc, 1.2A/phase winding: 3.3Ω±10%/ phase Insul. class A	–	Tested inside unit
Fan Motor	Minebea Co., Ltd.	2410ML-05W-B10	24Vdc, 0.08Amax 0.39m^3/min CFM Insul. class E	IEC/EN 60950/A11	VDE
Inverter					
CIS lamp	Harison Toshiba Lighting Corp.	CSLM4JBB9SX34 3TP30A70/Z-1AS Or CSLKA4JBB9SX3 43TP39A70/Z-2AS	(combined with lamp inverter)	–	Tested inside unit

IEC 60950-1			
Clause	Requirement – Test	Result - Remark	Verdict

1.5.1	TABLE: list of critical components					P
object/part No.	manufacturer/ trademark	type/model	technical data	standard	mark(s) of conformity[1])
Lamp Inverter	Harison Toshiba Lighting Corp	INV-24X04408DMS Or INV-24X04482PCC	Input: DC 24V, 1A max. Output: 1150Vrms±20% (2112Vp-0 max) 38±7mArms No-load: 2145Vp-0 max.	–	Tested inside unit
Inverter Transformer T1	Kijima Musen Co., Ltd.	TBFL-274	Insul. class A	–	Tested inside unit
Fuse F1 (on Inverter PCB)	Walter Electronic Co., Ltd.	2000	250V, 1A	IEC/EN 60127-1/A1 IEC/EN 30127-3 IEC/EN 60127-3	SEMKO
Others					
All PCB's	Various	Various	V-1 or better	UL94	UL
Insulation Sheet under SWPS	Various	Various	V-1 or better thickness: 0.5mm	UL94	UL
Sleeving / Tubing on primary wire and DC Fan motor	Various	Various	VW-1	UL94	UL
Main plastic enclosure	Various	Various	HB or better Color: Ivory	UL94	UL
alternate (for Xerox Documate 765)	**Toyo Styrene Co., Ltd.**	**H350**	**HB40 painted color: Silver and Gray**	**IEC60695-11-10**	**Tested inside unit**

[1]) An asterisk indicates a mark that assures the agreed level of surveillance.
Remark: All standards mentioned above are harmonised with the relevant IEC standard or are mentioned to show compliance with the regulations of a specific country.

1.6.2	TABLE: electrical data (in normal conditions)					P
fuse #	I_{rated} (A)	U (V)	P (W)	I (A)	I_{fuse} (A)	condition/status
F801	0.6	220	82.3	0.5	–	(50Hz)
F801	0.6	240	82.0	0.4	–	(50Hz)
F801	0.6	220	82.5	0.5	–	(60Hz)
F801	0.6	240	82.1	0.4	–	(60Hz)

Operating condition(s):

Measured under continuous auto scanning mode operation, deviation throughout one cycle: less than 100% of rating.

IEC 60950-1			
Clause	Requirement – Test	Result - Remark	Verdict

2.5	TABLE: limited power source measurement		P
	Limits	Measured	Verdict
Tested point: 3.3V output of main control board CN7000			
According to Table 2B (normal condition)			
current (in A)	8.0	3.3	P
apparent power (in VA)	16.5	8.2	P
According to Table 2B (single fault condition, IC4006 pin 2-21 shorted on drive board)			
current (in A)	8.0	– *	P
apparent power (in VA)	--	– *	P
Tested point: 5V output of main control board CN7000			
According to Table 2B (normal condition)			
current (in A)	8.0	2.1	P
apparent power (in VA)	21.0	8.8	P
According to Table 2B (single fault condition, IC4005 pin 2-21 shorted on drive board)			
current (in A)	8.0	-- *	P
apparent power (in VA)	--	-- *	P
Tested point: 12V output of main control board CN7000			
According to Table 2B (normal condition)			
current (in A)	8.0	0.8	P
apparent power (in VA)	100	9.4	P
According to Table 2B (single fault condition, IC4004 pin 7-8 shorted on drive board)			
current (in A)	8.0	-- *	P
apparent power (in VA)	--	-- *	P
Note(s): * shutdown immediately when the components shorted.			

IEC 60950-1			
Clause	Requirement – Test	Result - Remark	Verdict

FIRE HAZARD TESTING							
8	Test method A – Horizontal burning test						P
8.5 a)	Standard..... :			IEC 60695-11-10			—
8.5 b)	All the details necessary to identify the product tested ..... :			External plastic enclosure.			—
	manufacture's name number or code..... :			Painted with polynal No. 500 of Ohashi Chemical Ind. Ltd.			—
	Colour..... :			Painted: Silver and Gray			—
8.5 c)	The thickness, to the nearest 0,1mm, of the test specimen..... :			See below.			—
8.5 d)	the nominal apparent density (rigid cellular materials only)..... :			Silver: 0.955g/cm^3 Gray: 0.948g/cm^3			—
8.5 e)	The direction of any anisotropy relative to the dimensions of the test specimen..... :			Actual plastic enclosure.			—
8.5 f)	The conditioning treatment ..... :			48hrs, 24°C, 50%RH			—
8.5 g)	Any treatment before testing, other than cutting, trimming and conditioning ..... :			No			—
8.5 h)	A note as to whether or not the test specimen continued to burn with a flame after application of the test flame ..... :			Tested in a laboratory atmosphere of 22°C, 50%RH.			—
	Sample 1 continuous burning..... :			Yes			—
	Sample 2 continuous burning..... :			Yes			—
	Sample 3 continuous burning..... :			Yes			—
8.5 i)	A note as to whether or not the flame front passed the 25mm and 100mm marks..... :			See below.			—
8.5 j)	For the specimens in which the flame front passed the 25mm mark but not the 100mm mark, the elapsed time t and the damaged length L..... :			See below.			—
	Specimen	thickness (mm)	burning time (s)	damaged length (L)	burning rate (mm/min)	average linear burning rate (mm/min)	—
	Silver / Gray	3.04 / 2.99	142 / 127	75 / 75	32 / 36	33.3 / 36.0	—
	Silver / Gray	2.97 / 3.07	144 / 126	75 / 75	31 / 36		—
	Silver / Gray	3.08 / 3.52	123 / 126	75 / 75	37 / 36		—
8.5 k)	For test specimens in which the flame front reached or passed the 100mm mark, the average linear burning rate v ..... :			See above.			—

IEC 60950-1			
Clause	Requirement – Test	Result - Remark	Verdict
8.5 l)	A note as to whether any flaming particlers or drops fell from the specimen ..... :	See below.	—
	Sample 1 ..... :	Yes	—
	Sample 2 ..... :	Yes	—
	Sample 3 ..... :	Yes	—
8.5 m)	A note as to whether the flexible specimen support fixture was used ..... :	No	—
8.5 n)	The assigned classification ..... :	HB40	—

TÜVRheinland®

PHOTO DOCUMENTATION

12700608 003

for

High Speed Color Scanner
Xerox DocuMate 765

Panasonic Communications Co., Ltd.

This documentation consists of **3** pages (excluding this cover page).

TÜV Rheinland Japan Ltd.
Products
Genehmigt/Approved
18 February, 2008

M. Teng

Report Number: 12700608 003

Model: Xerox DocuMate765

Picture 1

Picture 2

Picture 3



Picture 4

Picture 5