











Xerox® Scanners



All scanners feature: • 600 dpi optical resolution • Output bit depth: 24-bit color, 8-bit gray, 1-bit black & white • Microsoft® Windows® 10 Compatibility

	Personal and Mobile (Letter/A4/Legal)		Workgroup & Departmental (Letter/A4/Legal)			Production (Letter/A4/Legal/Tabloid/A3)				
	 Duplex Combo Scanner	 D35 Scanner	 DocuMate 6440	 D70n Scanner	 N60w Scanner	 W110 Scanner	 W130 Scanner	 W130 Scanner with Network	 DocuMate 4830	 DocuMate 4700
Model Number	XD-Combo	XD35-U	XDM6440-U	XD70n-U	XN60w-U	XW110-A	XW130-A	XW130N-w/ImpA	XDM4830i-U	XDM47005M-WU
Part Number	100N03448	100N03729	100N03218	100N03676	100N03648	100N03675	100N03611	100N03916	100N02943	100N02873
Standard Warranty	3 Years	1 Year	3 Years	3 Years	3 Years	3 Years	3 Years	3 Years	3 Years	3 Years

Scan Speed @ 200 dpi, ppm / ipm	25 / 50	45 / 90	60 / 120	90 / 180 (Gray/B&W) 75 / 150 (Color)	60 / 120	120 / 240	130 / 260	135 / 270	50 / 100* (Gray/B&W) 30 / 60* (Color)	2.5 sec/page
Scan Speed @ 300 dpi, ppm / ipm	25 / 50	45 / 90 (Gray/B&W) 35 / 70 (Color)	40 / 80	90 / 180 (Gray/B&W) 75 / 150 (Color)	60 / 120	120 / 240	130 / 260	135 / 270	50 / 100* (Gray/B&W) 30 / 60* (Color)	2.5 sec/page
ADF Paper Thickness Range (minimum–maximum)	16 – 28 lbs. (60 – 105 g/m ²)	12 – 110 lbs. (50 – 413 g/m ²)	7 – 110 lbs. (27 – 413 g/m ²)	7 – 110 lbs. (27 – 413 g/m ²)	7 – 110 lbs. (27 – 413 g/m ²)	7 – 28 lbs. (27 – 105 g/m ²)	7 – 28 lbs. (27 – 105 g/m ²)	7 – 28 lbs. (27 – 105 g/m ²)	14 – 28 lbs. (53 – 105 g/m ²)	–
ADF Capacity (sheets) **	35	50	80	100	100	500	500	500	75	Flatbed
Interface	USB 2.0	USB 2.0	USB 2.0	USB 3.1, Ethernet	USB 3.1, WiFi, Ethernet	USB 3.1	USB 3.1	USB 3.1, Ethernet	USB 2.0	USB 2.0
Document Size (minimum)	3" x 5.9" (ADF)	2" x 2.9"	2" x 2"	2" x 2"	2" x 2"	2" x 2.6"	2" x 2.6"	2" x 2.6"	4" x 4.13" (ADF)	0.15" x 0.15"
Document Size (maximum)	8.5" x 118" (ADF)	8.5" x 236"	9.5" x 118"	9.5" x 240"	9.5" x 236"	12.1" x 236"	12.1" x 236"	12.1" x 236"	11.7" x 118" (ADF)	11.7" x 17"
			(Actual Scan area is 8.5" wide)							
Scans ID Cards	On Flatbed	✓	✓	✓	✓	✓	✓	✓	On Flatbed	✓
Size (footprint)	15.8" x 13"	11.2" x 6.7"	12.5" x 7.5"	12.5" x 7.5"	12.5" x 8.2"	18.1" x 17.6"	18.1" x 17.6"	18.1" x 17.6"	22.9" x 19.6"	22.8" x 19.5"
Daily Duty Cycle (pages)	1,500	8,000	9,000	15,000	10,000	100,000	100,000	100,000	3,000	1,000

Software included with all scanners (PC):	• Visioneer® OneTouch®, Visioneer Acuity, Visioneer Capture SE, Visioneer Organizer AI, Visioneer TWAIN™ DriverPLUS • WIA Driver • ABBYY® FineReader PDF (PC & Mac) • Visioneer Network Driver									
ABBYY Business Card Reader (PC)	✓	✓	–	–	–	–	–	–	–	–
ISIS® Certified Driver	✓	–	✓	✓	–	✓	✓	–	✓	✓
Kofax® Certified Driver	–	–	✓	–	–	✓	✓	✓	–	–
Mac® Compatible	✓	✓	✓	–	–	–	–	–	–	–

*Landscape US Letter paper **20 lb / 75 g/m² paper

Notes: Scan speed is rated using portrait A4 size paper, unless otherwise noted. Using US Letter size paper may result in faster scan speed. Warranty period may vary outside of US, Canada, and European countries.