

Recommended Maintenance Schedules for Xerox® Scanners



To keep your scanner operating properly, certain maintenance must be performed at different stages in the life of the product. Three levels of maintenance is recommended below:

STANDARD

Standard Maintenance should be performed regularly to ensure reliable feeding and to keep the image quality at its best. You will need a soft cloth or cleaning wipe, and either compressed air or the supplied blower brush. Moisten the soft cloth/cleaning wipe. Gently

clean all surfaces inside the scanner, paying particular attention to the rollers if you are experiencing any image quality or document feeding issues.

Note: Isopropyl alcohol may be used to clean plastic surfaces.

Use the compressed air or supplied blower brush to clean out the scanner's crevasses and sensors. Be careful not to have any moisture come out of the compressed air if that is being used. Dust can accumulate inside the scanner's sensors

and cause paper jam issues.

Performing standard cleaning is essential to the overall upkeep of your scanner and will ensure its efficiency through the years.

INTERMEDIATE









Intermediate maintenance should be performed after a certain number of pages have been scanned through the ADF and/or separation rollers (model-specific). This procedure is like that of Standard Maintenance, but includes the replacement

of the ADF Separation Pad. When performing Intermediate Maintenance, you should also perform the steps in the Standard Maintenance procedure.

SUPPLEMENTARY

This procedure includes all the steps of the Standard and Intermediate Maintenance procedures, in addition to the replacement of the ADF Pick-up Roller.

Maintenance Schedule by Model

	 W150 Scanner W130 Scanner W110 Scanner	 FD80n Scanner	 N60w Pro Scanner	 FD70n Scanner	 D70n Scanner D50 Scanner	 D35wn Scanner D35 Scanner	 Duplex Combo Scanner	 Duplex Portable Scanner 2.0
Standard	Once a Week	Once a Week	Once a Week	Once a Week	Once a Week	Once a Week	Once a Week	Once a Week
Intermediate Cleaning	250,000 pages	50,000 pages	100,000 pages	100,000 pages	100,000 pages	40,000 pages	30,000 pages	10,000 pages
Supplementary Service	550,000 pages	200,000 pages	200,000 pages	200,000 pages	200,000 pages	200,000 pages	–	100,000 pages

Consumable Parts and Yields

ADF Pad Assembly	–	–	–	–	–	–	30,000 pages	30,000 pages
ADF Roller	550,000 pages	200,000 pages	200,000 pages	200,000 pages	200,000 pages	200,000 pages	–	100,000 pages
Friction Roller	–	100,000 pages	–	–	–	100,000 pages	–	–
Pickup Roller	1, 000,000 pages	–	–	–	–	–	–	–
Reverse/ Separation Roller	550,000 pages	–	100,000 pages	100,000 pages	100,000 pages	–	–	–
Roller Exchange Kit	350,000 pages	–	–	–	–	–	–	–

For more information about Xerox® Scanners, please visit www.xeroxscanners.com